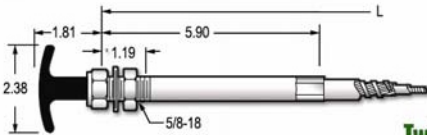
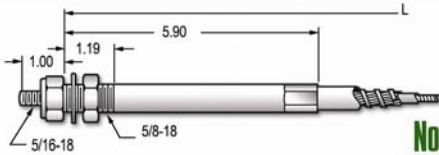


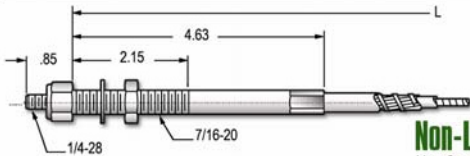
**Micro-Adjust**



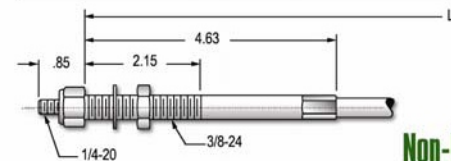
**Twist-Lock**



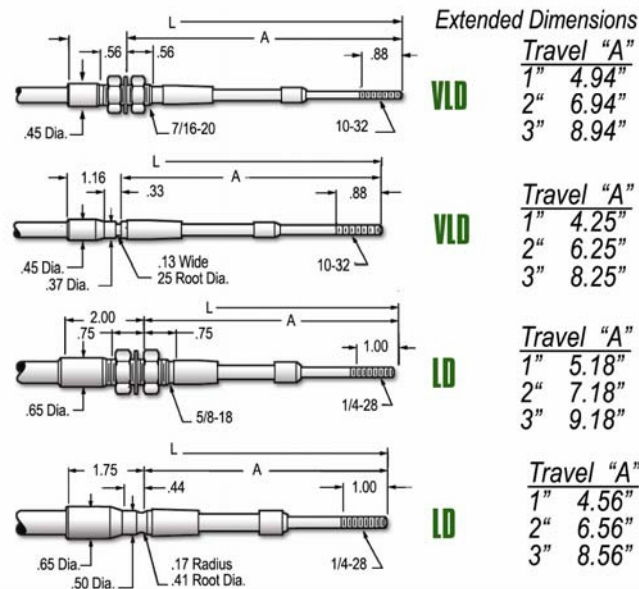
**Non-Lock LD**  
Must Specify Knob



**Non-Lock VLD**  
Must Specify Knob



**Non-Lock COMM**



**COMM**

79VOO-L

59VOO-L

29VOO-L

**COMM**

**EXT**

**UTL**

**EXT**

**UTL**

**EXT**

**UTL**

**EXT**

**UTL**



161-581  
Add 4 to fifth digit of cable. 3/8-24 Threads



161-579  
Add 5 to fifth digit of cable

**Commercial Cables Only**  
**Twist On Ends**



**Control Head Cable Code**

**26L32DF(6)-3-120**

**Control Head Type** \_\_\_\_\_

- 2 Micro Adjust
- 5 Twist Lock With 2-3/8" Plastic T-Handle
- 7 Non-Locking With 3/8"-24 UNF Mounting
- 8 Non-Locking With 7/16"-20 UNF Mounting
- 9 Non-Locking With 5/8"-18 UNF Mounting

**Cable Type** \_\_\_\_\_

- 1 EXT
- 3 Low Friction
- 6 Utility
- 8 Hi Temp

**Cable Size** \_\_\_\_\_

- V Very Light Duty
- L Light Duty

**Stainless Steel Options** \_\_\_\_\_

- 3 With Stainless Steel End Rods
- 4 With Stainless Steel End Rods, Support Tube, and Innermember Armor
- 5 Stainless Steel Conduit Caps, End Rods, Support Tubes and Innermember Armor

**Output End Fittings** \_\_\_\_\_

- 2 Threaded Conduit Fitting
- 3 Grooved Conduit Fitting

**Micro Adjust Only Cable Features** \_\_\_\_\_

- D Disconnect Head-Standard
- F Friction Lock Accessory-Standard

**Seal Options** \_\_\_\_\_

- (Use this Number Only If Requesting Optional Seals)
- 5 Improved Model 5 Wiper Seal (Standard)
  - 6 Model 6 Wiper Seal, (Optional For Extreme Conditions)

**Cable Travel 1" To 6"** \_\_\_\_\_

Excluding Micro Adjust Cables  
 (For Output Fittings Style 2 and 3 Only)

**Overall Length** \_\_\_\_\_

See Overall length Dimensions.  
 Points Indicated On Each Illustration

